

---

# District and Club database

---



## DaCdb Public Access - Developers Guide Developer Documentation

Document Version: 4.1  
June 5th, 2012

Prepared By  
Mark Landmann  
Phone: 303-470-1928  
E-mail: [mlandmann@q.com](mailto:mlandmann@q.com)

## Table of Contents

<b>1. Introduction .....</b>	<b>1</b>
1.1 Why are we providing this?.....	1
1.2 Goals.....	1
1.3 New Changes .....	1
1.4 Audience / Affected Groups.....	1
<b>2. Overview .....</b>	<b>2</b>
2.1 Approach.....	2
<b>3. HTML Approach.....</b>	<b>3</b>
3.1 Overview .....	3
3.2 What you Need to Know .....	3
3.3 Example .....	3
<b>JS/JSON Approach .....</b>	<b>4</b>
3.4 Overview .....	4
3.5 Remotely hosted JavaScript files.....	4
3.6 What you need to know .....	4
3.7 Example .....	5
<b>4. XML/XSL Approach .....</b>	<b>7</b>
4.1 Overview .....	7
4.2 Remotely hosted JavaScript files.....	7
4.3 What you need to know .....	7
4.4 Example .....	7
<b>5. Email – Linking this into your public pages.....</b>	<b>9</b>
5.1 Mailto.....	9
5.2 Blind Side Email.....	9
<b>6. XSL Library .....</b>	<b>11</b>
6.1 Naming Conventions.....	11
6.2 Location of XSL files .....	11
6.3 Example XSL files.....	11
6.4 XSL Files by Function .....	11
6.4.1 Club Leaders .....	11
6.4.2 Club Meetings .....	12
6.4.3 District Club Meeting Times .....	12
6.4.4 Events .....	12
6.4.5 CCL .....	12
6.4.6 COG .....	13
6.4.7 DLT .....	14
6.4.8 View Committee .....	14
6.4.9 View Committee By ID .....	15
6.4.10 Committee Members By Role Key .....	16
6.4.11 Club Members / Member Directory .....	16
6.4.12 Club Committees .....	17
6.4.13 Club Information .....	17
6.4.14 Clubs .....	18
6.4.15 Club Anniversary .....	18
6.4.16 Calendar .....	19
6.4.17 View Club .....	20

# DaCdb Public Access – Developer’s Guide

DEVELOPER DOCUMENTATION

<b>7. Newsletter / Bulletins</b> .....	<b>20</b>
7.1.1 Parameters Newsletter / Bulletins .....	21
<b>8. Files - (Club Bulletins, District Newsletters, Committee Files) -</b> .....	<b>21</b>
<b>9. District Club Meeting Times</b> .....	<b>22</b>
9.1.1 Parameters Club Meeting Times .....	22
<b>10. Club Leaders</b> .....	<b>22</b>
10.1.1 Parameters Club Leaders .....	22
<b>11. Club Meetings</b> .....	<b>22</b>
11.2.1 Styling Club Meetings .....	22
<b>12. Club Anniversaries</b> .....	<b>23</b>
<b>13. Club List</b> .....	<b>24</b>
<b>14. R2R Business Index</b> .....	<b>24</b>
<b>15. Events</b> .....	<b>26</b>
15.1 Registered .....	26
15.2 Event Categories .....	26
<b>16. External Reference</b> .....	<b>27</b>
16.1 Club .....	27
16.2 District .....	27
<b>17. Club Members</b> .....	<b>28</b>
17.1 Syntax .....	28
17.2 Templates .....	28
<b>18. Acronyms</b> .....	<b>30</b>
<b>19. District Map (Static)</b> .....	<b>31</b>
<b>20. District Map (Interactive)</b> .....	<b>31</b>
<b>21. Stories</b> .....	<b>33</b>
<b>22. Birthdays</b> .....	<b>34</b>
<b>23. Mini Calendar</b> .....	<b>35</b>
23.1.1 Mini Calendar Parameters .....	35
23.1.2 Mini Calendar Div & Javascript Code (Inline) .....	35
23.1.3 Mini Calendar Div & Javascript Code (New Window Up) .....	37

# DaCdb Public Access – Developer's Guide

DEVELOPER DOCUMENTATION

## 1. Introduction

Welcome to [IsMyRotaryClub.org](http://IsMyRotaryClub.org).

[IsMyRotaryClub](http://IsMyRotaryClub) is a new URL created to provide Level-0 (public) access to the DaCdb website. The new URL allows those users that previously used the Level-0 functions in DaCdb to continue to use those functions and expand on the use of functions in the new URL.

This document is for developers that want to exploit the value of the DaCdb database.

### 1.1 Why are we providing this?

- This is a value-added tool supplied to DaCdb users at no charge.
- By moving all Level-0 access to this site security of the current DaCdb site will be improved.
- The use of the [IsMyRotaryClub](http://IsMyRotaryClub) URL will solve the problem of security setting conflicts while being logged into DaCdb and accessing a specific District/Club website.
- The new site relies heavily on the use of XSL style sheets. This enables you as the user to, "Have it your way"! You are no longer tied into our formats and design.

### 1.2 Goals

- We believe both your and our interests would be best served if we give you the ability to format your own data the way you want.
- Provide you the data in a useable format.
- Minimize calls to support by allowing you to make your own choices.
- Simplicity. There are some potentially complex techniques requiring some computer coding knowledge but the access and transfer of data is simple.
- Options. There is almost never one way to do it, hence we are giving you several ways to do it here.
- Control public information. This is a Level-0 public site. Standards on the data returned will be enforced.

### 1.3 New Changes

If you previously used DaCdb to display Level-0 content, you will need to change your site to the new URLs as documented here. The existing links will be supported for a period of time. However, all references to these existing links are being redirected to the new links.

### 1.4 Audience / Affected Groups

The target audience for this document is:

- Club Website developers
- District Website developers

# DaCdb Public Access – Developer's Guide

DEVELOPER DOCUMENTATION

## 2. Overview

DaCdb is a content rich dynamic database. The question that is often asked is, "How can I display my data in DaCdb on my website?" Fair question! The answers in the past have not always been acceptable. In many cases, you can get at the data -- but the data is displayed using our formats -- not always the format that you would like to see that data in. [IsMyRotaryClub](#) enables the user to easily display DaCdb data and opens up the ability for the end-user to control the formatting.

### 2.1 Approach

A single approach will not satisfy the needs of everyone, so this document outlines three (3) approaches for accessing DaCdb information. Two new options have been added to HTML option currently available. Not all options are available for all calls.

1. HTML Page – DaCdb provides formatted HTML pages that the user can call, reference or embed in WebPages. This approach has been available for years and will continue to be supported. The downside of this approach is you are stuck with our formatting. If you like the way we format the results, maybe this solution is OK for you. If you don't, then you will want to explore the new options now being provided.

The two new options for displaying data include:

2. JS/JSON – JSON encoded data is provided. **JSON**, short for **JavaScript Object Notation**, is a lightweight [computer](#) data interchange format. It is a text-based, [human-readable](#) format for representing simple [data structures](#) and [associative arrays](#) (called objects).
3. XML/XSL – XML data is supported. This data will need to be formatted with either supplied XSL style sheets or user designed XSL style sheets. This option requires the user knowing a little about XML and XSLT style sheets. Typically one or two examples are provided.

## 3. HTML Approach

### 3.1 Overview

The HTML approach is the simplest approach to understand. This approach basically uses a simple hyperlink to reference an IsMyRotaryClub page. In most cases, the hyperlink uses a target parameter to direct the page to be presented into another frame (or area on the website).

The HTML approach is easy to test. Simply type the link into the browser address field and the results should be displayed. The URL can easily be corrected until the link is correct, and then copied into the code.

### 3.2 What you Need to Know

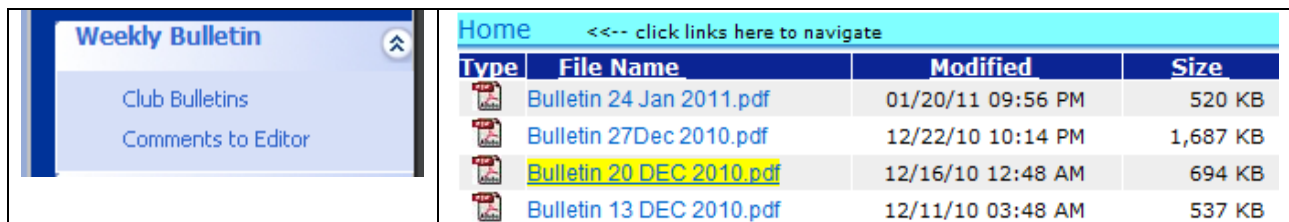
Basic HTML and how to create a hyperlink ("a href..."). The hyperlink references one of the IsMyRotaryClub pages as detailed later in this document.

### 3.3 Example

A typical example of using a HTML approach is to create a left-hand side navigation menu. The menu items are each links to an IsMyRotaryClub page that are directed to be displayed in the center of the web page.

```
<div class="subMenu" style="display:inline;">
  <div class="subItem"><a href="
http://www.IsMyRotaryClub.org/newsletter/newsletter.cfm?D=123&ID=25346" target="mainFrame">Club
Bulletins</a></div>
  <div class="subItem"><a
href="http://www.IsMyRotaryClub.org/Emailer.cfm?ID=123456&subject=Comments to Editor"
target="mainFrame">Comments to Editor</a>
</div>
</div>
```

The above left hand navigation menu, might result in the menu on the left, and when the club bulletins link is clicked the list of club bulletins on the right.



Another type of link is one that is embedded as part of an IFRAME. In some websites, the center section of the webpage is initially setup to point to the Club or District ezStories. This can initially be accomplished as shown below, and then later the IFRAME is retarged with a different set of information based on what the user clicked.

```
<iframe frameborder="0" height="1000" marginwidth="0" name="iframe" scrolling="auto"
src="http://www.ismyrotaryclub.org/Story/View.cfm?AccountID=7600&ClubID=0&BGC=b7ab8a"
width="620"></iframe></div>
```

# DaCdb Public Access – Developer's Guide

DEVELOPER DOCUMENTATION

## JS/JSON Approach

### 3.4 Overview

The XMLHttpRequest Object, which is the JavaScript object used to make AJAX requests, has a "Same Origin Policy" which basically means that JavaScript on site1.com cannot use AJAX to directly load data from site2.com. This is a security feature, as it makes XSS (Cross-Site Scripting) attacks more difficult. This means JavaScript on your district or club website cannot use AJAX to call for information from DaCdb.

### 3.5 Remotely hosted JavaScript files

The technique used is Scripts. Scripts (Java Scripts) stored on other websites can be included on a page and as long as the script doesn't need to call home after the initial load, everything works great. This is how a basic Twitter function works: you load a script from Twitter's website and it communicates with your site via the callback feature.

This approach returns a JSON encoded string which is passed to a callback function that the user names. The callback function is a JavaScript routine on your page which is used to decode the JSON string. The decode JavaScript will depend on the remote function called and how you want to display the data on your website. This approach gives you a great deal of flexibility. Your website makes the call to the remote DaCdb function, we encode the requested data in a JSON string. Your JavaScript callback routine decodes the JSON string, uses what it wants of the data, and formats the data, typically into a DIV section on your website.

### 3.6 What you need to know

Typically the encoded JSON string returns an array of structures. For example, the structure represented on the left below (an array containing two structures – each structure containing information about the club leaders) is encoded into a JSON string as shown on the right. Don't try to understand it – accept that it happens correctly.

array																			
1	<table border="1"><thead><tr><th colspan="2">struct</th></tr></thead><tbody><tr><td>CELLPHONE</td><td>[empty string]</td></tr><tr><td>EMAIL</td><td>willh8@cmbar.org</td></tr><tr><td>FNAME</td><td>WILL</td></tr><tr><td>HOMEPHONE</td><td>919-556-3631</td></tr><tr><td>IMAGE</td><td>http://www.directory-online.com/rotary/accounts/7710/Pics/5876152.jpg</td></tr><tr><td>OFFICEPHONE</td><td>252-257-0725</td></tr><tr><td>POSITION</td><td>Club President</td></tr><tr><td>USERNAME</td><td>WillH8</td></tr></tbody></table>	struct		CELLPHONE	[empty string]	EMAIL	willh8@cmbar.org	FNAME	WILL	HOMEPHONE	919-556-3631	IMAGE	http://www.directory-online.com/rotary/accounts/7710/Pics/5876152.jpg	OFFICEPHONE	252-257-0725	POSITION	Club President	USERNAME	WillH8
struct																			
CELLPHONE	[empty string]																		
EMAIL	willh8@cmbar.org																		
FNAME	WILL																		
HOMEPHONE	919-556-3631																		
IMAGE	http://www.directory-online.com/rotary/accounts/7710/Pics/5876152.jpg																		
OFFICEPHONE	252-257-0725																		
POSITION	Club President																		
USERNAME	WillH8																		
2	<table border="1"><thead><tr><th colspan="2">struct</th></tr></thead><tbody><tr><td>CELLPHONE</td><td>[empty string]</td></tr><tr><td>EMAIL</td><td>richard.hunter@rotary.org</td></tr><tr><td>FNAME</td><td>Richard</td></tr><tr><td>HOMEPHONE</td><td>252-257-0725</td></tr><tr><td>IMAGE</td><td>http://www.directory-online.com/rotary/accounts/7710/Pics/705257.jpg</td></tr><tr><td>OFFICEPHONE</td><td>252-257-0201</td></tr><tr><td>POSITION</td><td>Club Secretary-Treas</td></tr><tr><td>USERNAME</td><td>richard.hunter</td></tr></tbody></table>	struct		CELLPHONE	[empty string]	EMAIL	richard.hunter@rotary.org	FNAME	Richard	HOMEPHONE	252-257-0725	IMAGE	http://www.directory-online.com/rotary/accounts/7710/Pics/705257.jpg	OFFICEPHONE	252-257-0201	POSITION	Club Secretary-Treas	USERNAME	richard.hunter
struct																			
CELLPHONE	[empty string]																		
EMAIL	richard.hunter@rotary.org																		
FNAME	Richard																		
HOMEPHONE	252-257-0725																		
IMAGE	http://www.directory-online.com/rotary/accounts/7710/Pics/705257.jpg																		
OFFICEPHONE	252-257-0201																		
POSITION	Club Secretary-Treas																		
USERNAME	richard.hunter																		

```
ClubLeaders([{"USERNAME":"Haight, Will","HOMEPHONE":"919-556-3631","CELLPHONE":"","IMAGE":"http://www.directory-online.com/rotary/accounts/7710/Pics/5876152.jpg","POSITION":"Club President","OFFICEPHONE":"252-257-0725","EMAIL":"willh8@cmbar.org","FNAME":"WILL"}, {"USERNAME":"Hunter, Richard E. Jr.","HOMEPHONE":"252-257-2321","CELLPHONE":"","IMAGE":"http://www.directory-online.com/rotary/accounts/7710/Pics/705257.jpg","POSITION":"Club Secretary-Treas","OFFICEPHONE":"252-257-0201","EMAIL":"richard.hunter@rotary.org","FNAME":"Richard"}])
```

# DaCdb Public Access – Developer's Guide

For every DaCdb remote function called the user will need to:

1. Decide what fields you want to use.
2. Know the fields that DaCdb will return in each call.
3. How the data is to be formatted on your web page.

## 3.7 Example

We will use the request for a club's ClubLeader, as a simple example below. This code would be a small subset of the code for a more fully blown out website, but serves to demonstrate how this all works together.

```
<html>
<head>
  <title>Simple Club Leader</title>
</head>

<script type="text/javascript">
function showLeaders(json){
var statusHTML = [];
  for (var i=0; i<json.length; i++) {
    var p = json[i];
    for (var j=0; j<p.length; j++) {
      statusHTML.push('<li><span>' + p[j].POSITION + ': <b>' + p[j].USERNAME + '</b></span></li>');
    }
  }
  document.getElementById('ClubLeaders').innerHTML = statusHTML.join('');
}
</script>
<body>

<h3>Club Leaders:</h3>
<div id="ClubLeaders">Loading...</div>

<script type="text/javascript" src="http://www.IsMyRotaryClub.org/json/cl.cfm?callback=showLeaders"> </script>
</body>
</html>
```

The three sections outlined in red above must be included:

- 1) The HEAD section of the HTML document must include the appropriate JavaScript code that will be used to decode and format the JSON data returned to you. The JavaScript function references the DIV ID by name where the data is placed. Note, this function (the decoding logic) will vary for each unique type of remote object request made.
- 2) Include a DIV section wherever you want to display the data on your webpage. The data will be displayed based on the logic in the JavaScript function below and the CSS styles (not used in this example) on your page. You have total control of how and where the data is displayed.
- 3) At the very end of your HTML page, include the <script ...> reference. This is the remote call to the appropriate DaCdb function. The function name varies based on the remote object data you are looking to get. This function will execute, and then call back and invoke the JavaScript on your page. The callback function name must exactly match (case-sensitive) the JavaScript function you are using.

In operation, the JavaScript (3) at the end of the document executes, making a remote call to the DaCdb. DaCdb queries for the data, encodes the data into a JSON string, and calls the JavaScript function in the callback URL parameter. Your JavaScript parses the data, displaying it in the DIV on your page. Simple!



# DaCdb Public Access – Developer's Guide

---

DEVELOPER DOCUMENTATION

The resulting display in the example above looks like:

## Club Leaders:

- Club President: **Haight, Will**
- Club Secretary-Treas: **Hunter, Richard E. Jr.**
- Vice President: **Bugg, Sears**
- Rotary Foundation Chair: **Thacker, Michael W**
- Membership Chair: **Meek, Butch**

## 4. XML/XSL Approach

### 4.1 Overview

The XML/SXL approach allows you to use an XML stream that we provide, and style it with XSL. The approach uses some of the same elements as the JSON method described above, but the data stream is different, as is the way it is styled.

### 4.2 Remotely hosted JavaScript files

The scripts here are much the same as those in the JSON method above. The main difference is some of the formatting is being done with XSL before the JSON encoding.

This approach returns a JSON encoded string which is passed to a callback function that you name. However, this JSON string is already formatted by the XSL style sheet. The callback function (a JavaScript routine on your page) is used to decode the JSON string. The decode JavaScript will depend on the remote function called and how you want to display the data on your website.

Your website makes the call to the remote DaCdb function, we format the XML results with either our XSL style sheet or one you provide in the initial call, then we encode everything in a JSON string, and send it back to your site. Your JavaScript callback routine decodes the JSON string, and displays the data, typically into a DIV section on your website.

### 4.3 What you need to know

With this method, the user only needs limited knowledge of JavaScript. Knowledge of the small callback function is all that is needed unless the user wants to design their own XSL style sheet. In that case the user will need to know how to create it.

With the XML/XSL method, even though the stream received is JSON encoded, there is no need to know what is inside of it. The elements that the user will want to style are already created in the stream by the XSL style sheet.

However, to properly create an XSL style sheet, you will need to know what data our query returns for a given request. See Section 6 below for an explanation of what fields are returned.

### 4.4 Example

We will use the request for a club's ClubLeaders, as a simplified example below. This code would be a small subset of a more full-blown website, but serves to demonstrate how this works.

```
<html>
<head>
  <title>Club Leaders</title>
  <script type="text/javascript">
    function showLeaders(json){
      var myDiv = document.getElementById('leader_panel');
      myDiv.innerHTML = json.text;
    }
  </script>
</head>

<body>
  <H3>Club Leaders</H3>
  <div id="leader_panel">Loading...</div>
  <script type="text/javascript" src="http://www.IsMyRotaryClub.org/tw/ClubLeaders.cfm?ClubID=612&xsl=ClubLeaders.xsl&callback=showLeaders"></script>
</body>
</html>
```

The four sections outlined in red must be included as shown above:

# DaCdb Public Access – Developer's Guide

- 1) Include in the HEAD section of your HTML document the appropriate JavaScript code that will be used to decode the JSON data returned to you. The JavaScript function references the DIV ID by name where the data is placed. Note: this function (the decoding logic) will vary for each different type of remote object request you make.
- 2) Include a DIV section wherever you want to display the data on your webpage. The data will be displayed based on the XSL style sheet below and any CSS styles (not used in this example) on your page. You have total control of how and where the data is displayed.
- 3) At the very end of your HTML page, include the <script ...> reference. This is the remote call to the appropriate DaCdb function. The function name varies based on the remote object data you are looking to get. This function will execute, and then call back and invoke the JavaScript on your page. The callback function name must exactly match (case-sensitive) the JavaScript function you are using.
- 4) The XSL URL variable tells the DaCdb function which XSL style sheet to use to style your data. This can be a style sheet that is hosted on the DaCdb server, or any XSL style sheet in the world, as long as it is publicly available. (The above example uses a style sheet hosted on the DaCdb server.)

In operation, the JavaScript (3) at the end of the document executes, making a remote call to the DaCdb. DaCdb queries for the data, styles the data per the XSL URL parameter, encodes the data into a JSON string, and calls the JavaScript function in the callback URL parameter. Your JavaScript parses the data, displaying it in the DIV on your page. Simple!

With a few simple CSS styles you apply on your website, the resulting display in the example above looks like:

Officers
<b>Club President</b>
Haight, Will
<b>Club Secretary-Treas</b>
Hunter, Richard E. Jr.
<b>Vice President</b>
Bugg, Sears
<b>Foundation Chair</b>
Thacker, Michael W
<b>Membership Chair</b>
Meek, Butch
<b>Assistant Governor</b>
Jones, Cedric Kindell

## 5. Email – Linking this into your public pages

Email, potentially is a problematic item. Many members are concerned about their emails and email being harvested by unscrupulous sources. We say this up front here, as we are providing you the email address in the functions above for all members except those that have requested their emails be kept private. Remember, IsMyRotaryClub is a public access site. This means anyone in the entire world can potentially access the site and the information presented. Email addresses can easily be harvest, if presented.

There are two options when linking emails into your public Club and District web pages.

- 1) Use the typical HTML `<a href="mailto:....." function, or;`
- 2) Use a blind side emailer that we provide. This emailer hides the address of the users so the person looking at your page cannot harvest the email addresses.

For obvious reasons, we recommend the second option.

### 5.1 Mailto

The HTML mailto link makes use of the User’s local email program. By creating a mailto link, the user will see the email address of the person being mailed. Everyone on the internet that is out indexing websites will also be able to see the email address. For this reason, we suggest that the mailto link is not used! However, if you must, then you would create a hyperlink in the form:

```
<a href="mailto:useremail@somedomain.com?Subject=mysubject&To=xxx&BCC=xxx">
```

### 5.2 Blind Side Email

The blind side email program makes use of the UserID to send the email. You need to pass over this value as a URL, with the URL param being ID=nnnn, where nnnn is the UserID we provide you.

The URL for the blind sided emailer, is:

<http://www.IsMyRotaryClub.org/Emailer.cfm?ID=nnnn>

A pop-up form, similar to the one shown below will be used for blind side email . The member’s name based on the UserID passed over will be shown at the top. You can control if the display is a popup or webpage by using the target attribute of the `<a href..`

Email Member: Lucas, J. Paul

Your Name:


Your E-mail Address:

Your Subject:

The Message:

# DaCdb Public Access – Developer's Guide

DEVELOPER DOCUMENTATION

 Note: The blind-sided email will allow users to email club officers and potentially members. A recent situation occurred where someone was using the public site to solicit business from club presidents. This is the downside of putting up a blind-sided emailer -- but it is not a compromise in DaCdb security.

An option Subject can be preprogrammed into the mailer, by including a Subject=

```
<a href="http://www.IsMyRotaryClub.org/Emailer.cfm?ID=12345&subject=Rotary 9810-Comments to Editor" target="mainFrame">Comments to Editor</a>
```

The Subject field must be URL safe. The value is passed as a URL parameter and thus must be encoded.

The target field can be used to target where the blind-sided emailer will appear when called.

Field	Type	Description
ID	Numeric	DaCdb UserID (this is not the MemberID). Required
Subject	String	Optional subject. The subject text is passed as a URL parameter and must be escaped
Target	String	_self - current frame is the target _blank - emailer will pop-up in a new window _mainframe - emailer will appear in the frame named "mainframe" -- which depending on your coding might be the center page of the website

# DaCdb Public Access – Developer’s Guide

## 6. XSL Library

### 6.1 Naming Conventions

In most cases the name of the default XSL file will be Default.xsl

### 6.2 Location of XSL files

In most cases the physical location of DaCdb default XSL files will be in a sub-directory under the DaCdb function. This sub-directory will be named “xsl”.

End users cannot interact with DaCdb templates. If an end user wants to use their own XSL file in lieu of the DaCdb file, they can provide the full URL to that file in the script call.

For Example: The script call would look like the following if the user hosted their XSL file at <http://www.example.com/xsl/myClubLeaders.xsl>.

```
<script type="text/javascript"
src="http://www.IsMyRotaryClub.org/Club/ClubLeaders.cfm?ClubID=6128&xsl=
http://www.example.com/xsl/myClubLeaders.xsl&callback=showLeaders"></scri
pt>
```

### 6.3 Example XSL files

Functionality will be provided for end users to download example XSL files. These example files will provide users not only with incite as to how XSL files are created, but can also give a starting point when creating their own files.

Currently, users can display xsl files that are hosted on the DaCdb servers by going to their URLs.

For example, using the naming conventions noted above, the ClubLeaders “Default.xsl” file could be displayed by visiting the following URL:

<http://www.IsMyRotaryClub.org/Club/ClubLeadersxsl/Default.xsl>

### 6.4 XSL Files by Function

#### 6.4.1 Club Leaders

\\IsMyRotaryClub\Club\ClubLeaders.cfm  
\\IsMyRotaryClub\Club\ClubLeadersxsl\CL7.xsl

[http://www.ismyrotaryclub.org/club/clubLeaders.cfm?D=7710&ClubID=6128&xsl=cl7.xsl&LogoL=  
http://www.dacdb.com/stdimages/ri.gif&LogoR=http://www.dacdb.com/stdimages/theme.gif](http://www.ismyrotaryclub.org/club/clubLeaders.cfm?D=7710&ClubID=6128&xsl=cl7.xsl&LogoL=http://www.dacdb.com/stdimages/ri.gif&LogoR=http://www.dacdb.com/stdimages/theme.gif)

URL Params:

Note: AccountID or D AND ClubID or ID must always be defined in the URL

Note: URL param CID was changed to ID to be consistent with other IsMyRotaryClub pages - this could cause problems for any clubs using the CID param

URL Param	Definition	Default	Type
D	AccountID	0	Numeric
AccountID	AccountID	[none]	Numeric
ID	ClubID	0	Numeric
ClubID	ClubID	[none]	Numeric
xsl	xsl file [local], full URL to xsl file	Default.xsl	String
LogoL	Upper left logo (full URL to image file)	[none]	String

# DaCdb Public Access – Developer's Guide

DEVELOPER DOCUMENTATION

LogoR	Upper right logo (full URL to image file)	[none]	String
BGC	Background Color (HEX, no #)	FFFFFF	String

## 6.4.2 Club Meetings

\\sMyRotaryClub\Club\ClubMeetings.cfm  
\\sMyRotaryClub\Club\ClubMeetingsxsl\DefaultA.xsl  
\\sMyRotaryClub\Club\ClubMeetingsxsl\DefaultC.xsl  
\\sMyRotaryClub\Club\ClubMeetingsxsl\DefaultD.xsl  
\\sMyRotaryClub\Club\ClubMeetingsxsl\DefaultN.xsl

<http://www.ismyrotaryclub.org/club/ClubMeetings.cfm?D=7750&SortBy=Date&BGC=FFFFFF&LogoL=http://www.dacdb.com/stdimages/ri.gif&LogoR=http://www.dacdb.com/stdimages/theme.gif&width=590&XSL=DefaultD.xsl>

URL Params:

Note: *AccountID* or *D* must always be defined in the URL

Note: To get the “typical” DaCdb look - *xsl* URL param must be defined as either:

DefaultA.xsl  
DefaultC.xsl  
DefaultD.xsl  
DefaultN.xsl

URL Param	Definition	Default	Type
D	AccountID	0	Numeric
AccountID	AccountID	[none]	Numeric
xsl	xsl file [local], full URL to xsl file	Default.xsl	String
LogoL	Upper left logo (full URL to image file)	[none]	String
LogoR	Upper right logo (full URL to image file)	[none]	String
BGC	Background Color (HEX, no #)	FFFFFF	String
width	Width of display output	700	Numeric
SortBy	Sort order of results	[none]	String
ClubTypeID	ClubTypeID - found in Admin/ClubType	0	String

## 6.4.3 District Club Meeting Times

ClubMeetingTimes.xsl (default)

ClubMeetingTimes2.xsl

## 6.4.4 Events

Event.xsl

Registered.xsl

## 6.4.5 CCL

\\sMyRotaryClub\District\CCL.cfm  
\\sMyRotaryClub\District\CCLxsl\Default.xsl

<http://www.ismyrotaryclub.org/District/CCL.cfm?AccountID=6690&BGC=FFFFFF&LogoL=http://www.dacdb.com/stdimages/ri.gif&LogoR=http://www.dacdb.com/stdimages/theme.gif&width=590>

# DaCdb Public Access – Developer's Guide

DEVELOPER DOCUMENTATION

URL Params:

**Note:** *AccountID* or *D* must always be defined in the URL

**Note:** Only Default.xsl supports full set of URL params (LogoL, LogoR, BGC, BGI, width)

URL Param	Definition	Default	Type
D	AccountID	0	Numeric
AccountID	AccountID	[none]	Numeric
xsl	xsl file [local], full URL to xsl file	Default.xsl	String
OrgYear	Org Year of results	SESSION.OrgYear	String
ChairOnly	Display only chair	Y	String
CommitteeTypeID	CommitteeTypeID	-1	String
LogoL	Upper left logo (full URL to image file)	[none]	String
LogoR	Upper right logo (full URL to image file)	[none]	String
BGC	Background Color (HEX, no #)	FFFFFF	String
BGI	Background Image	[none]	String
width	Width of display output	500	Numeric

For an XML stream for Event data on IsMyRotaryClub.

You can pass in the following URL params:

**AccountID** - (*required*)

**ClubID**

**CAT** - (Event Category Codes - defaults are:1,2,6,7)

**Mo** - (Months - number of months to display data for. Default: 6)

**ER** - (Event Registration - if "Y" then only events with Registration Enabled are displayed)

**xsl** - (URL to, or file name of the XSL file - however, in this new case you would use "**xsl=xmloonly**" to just stream the XML)

So, to get the XML for all District events for the next six months in D5510 (the events that display by default when you click on the Calendar tab within DACdb), you'd use this URL:

<http://www.ismyrotaryclub.org/event/event.cfm?AccountID=5510&CAT=1,2,6&xsl=xmloonly>

## 6.4.6 COG

\\IsMyRotaryClub\\District\\COG.cfm

\\IsMyRotaryClub\\District\\COGxsl\\Default.xsl

<http://www.ismyrotaryclub.org/District/COG.cfm?AccountID=6690&BGC=FFFFFF&LogoL=http://www.dacdb.com/stdimages/ri.gif&LogoR=http://www.dacdb.com/stdimages/theme.gif&width=590&xsl=Default3.xsl>

URL Params:



# DaCdb Public Access – Developer’s Guide

Note: AccountID or D must always be defined in the URL

Note: Only Default3.xsl supports full set of URL params (LogoL, LogoR, BGC, BGI, width)

URL Param	Definition	Default	Type
D	AccountID	0	Numeric
AccountID	AccountID	[none]	Numeric
xsl	xsl file [local], full URL to xsl file	Default.xsl	String
OrgYear	Org Year of results	SESSION.OrgYear	String
SortBy	Sort order of results	UserName	String
ChairOnly	Display only chair	Y	String
LogoL	Upper left logo (full URL to image file)	[none]	String
LogoR	Upper right logo (full URL to image file)	[none]	String
BGC	Background Color (HEX, no #)	FFFFFF	String
BGI	Background Image	[none]	String
width	Width of display output	590	Numeric

## 6.4.7 DLT

\\sMyRotaryClub\District\DLC.cfm

\\sMyRotaryClub\District\DLT\xsl\Default.xsl

<http://www.ismyrotaryclub.org/District/DLC.cfm?AccountID=6690&BGC=FFFFFF&LogoL=http://www.dacdb.com/stdimages/ri.gif&LogoR=http://www.dacdb.com/stdimages/theme.gif&width=590&xsl=DLT3.xsl>

URL Params:

Note: AccountID or D must always be defined in the URL

Note: Only DLT3.xsl supports full set of URL params (LogoL, LogoR, BGC, BGI, width)

URL Param	Definition	Default	Type
D	AccountID	0	Numeric
AccountID	AccountID	[none]	Numeric
xsl	xsl file [local], full URL to xsl file	Default.xsl	String
OrgYear	Org Year of results	SESSION.OrgYear	String
SortBy	Sort order of results	DisplaySort	String
RoleKey	Role Key of Committee	DLT	String
LogoL	Upper left logo (full URL to image file)	[none]	String
LogoR	Upper right logo (full URL to image file)	[none]	String
BGC	Background Color (HEX, no #)	FFFFFF	String
width	Width of display output	700	Numeric
SortBy	Sort order of results	[none]	String
ClubTypeIDs	ClubTypeID - found in Admin/ClubType	0	String

## 6.4.8 View Committee

Note: This is only partially xsl-based. There is a cfm wrapper that holds five separate xsl templates - one for each section.

# DaCdb Public Access – Developer’s Guide

\\sMyRotaryClub\Committee\Committee.cfm  
\\sMyRotaryClub\Committee\Committeexs\Default\_Desc.xsl  
\\sMyRotaryClub\Committee\Committeexs\Default\_Header.xsl  
\\sMyRotaryClub\Committee\Committeexs\Default\_History.xsl  
\\sMyRotaryClub\Committee\Committeexs\Default\_Leader.xsl  
\\sMyRotaryClub\Committee\Committeexs\Default\_Members.xsl

**Notes:** As the xsl templates are included (in the cfm wrapper) they should NOT contain <html>, <body> etc tags - they should only include tags for display of the data. This is different than most other xsl-based pages in this document. See the default files listed above for xsl examples.

Fieldsets (“Section 1”, “Section 2”, etc.) are hardcoded in cfm.

This page does NOT use the Committee *PublicDisplay* option (Edit Committee - Option tab)

<http://www.ismyrotaryclub.org/Committee/Committee.cfm?AccountID=7710&CommitteeID=800025896&LogoL=http://www.dacdb.com/stdimages/ri.gif&LogoR=http://www.dacdb.com/stdimages/theme.gif>

URL Params:

**Note:** *AccountID* or *D* AND *CommitteeID* must always be defined in the URL

URL Param	Definition	Default	Type
D	AccountID	0	Numeric
AccountID	AccountID	[none]	Numeric
CommitteeID	CommitteeID	0	Numeric
descxsl	xsl file [local], full URL to xsl file	Default_Desc.xsl	String
headerxsl	xsl file [local], full URL to xsl file	Default_Header.xsl	String
leaderxsl	xsl file [local], full URL to xsl file	Default_Leader.xsl	String
historyxsl	xsl file [local], full URL to xsl file	Default_History.xsl	String
memberxsl	xsl file [local], full URL to xsl file	Default_Members.xsl	String
LogoL	Upper left logo (full URL to image file)	[none]	String
LogoR	Upper right logo (full URL to image file)	[none]	String
BGC	Background Color (HEX, no #)	FFFFFF	String
BGI	Background Image (full URL to image file)	[none]	String
width	Width of display output	700	Numeric

## 6.4.9 View Committee By ID

\\sMyRotaryClub\Committee\ByID.cfm  
\\sMyRotaryClub\Committee\ByIDxsl\Default.xsl

**Note:** This page uses the *PublicDisplay* option (Edit Committee - Option tab) that allows users to determine which Committee Members are displayed.

<http://www.ismyrotaryclub.org/committee/ByID.cfm?CommitteeID=800002284&width=590&LogoL=http://www.dacdb.com/stdimages/ri.gif&LogoR=http://www.dacdb.com/stdimages/theme.gif>

URL Params:

# DaCdb Public Access – Developer's Guide

DEVELOPER DOCUMENTATION

Note: *CommitteeID* must always be defined in the URL

URL Param	Definition	Default	Type
CommitteeID	CommitteeID	0	Numeric
xsl	xsl file [local], full URL to xsl file	Default.xsl	String
SortBy	Sort order of results	Member	String
LogoL	Upper left logo (full URL to image file)	[none]	String
LogoR	Upper right logo (full URL to image file)	[none]	String
BGC	Background Color (HEX, no #)	FFFFFF	String
Members	Include Members	Y   N	String
Columns	Number of Columns	1	String
Width	Width of output	600	Numeric

## 6.4.10 Committee Members By Role Key

\\sMyRotaryClub\CommitteeMembers\ByRoleKey.cfm  
\\sMyRotaryClub\CommitteeMembers\XSL\CL7600.xsl

<http://www.ismyrotaryclub.org/CommitteeMembers/ByRoleKey.cfm?D=6150&RoleKey=P&SortBy=C&ClubTypes=0.6&LogoL=http://www.dacdb.com/stdimages/ri.gif&LogoR=http://www.dacdb.com/stdimages/theme.gif>

URL Params:

Note: *AccountID* or *D* must always be defined in the URL

URL Param	Definition	Default	Type
D	AccountID	0	Numeric
RoleKey	Role keys	[none]	String
ClubTypes	ClubTypeIDs	[none]	String
xsl	xsl file [local], full URL to xsl file	Default.xsl	String
LogoL	Upper left logo (full URL to image file)	[none]	String
LogoR	Upper right logo (full URL to image file)	[none]	String
BGC	Background Color (HEX, no #)	FFFFFF	String
BGI	Background Image (full URL to image file)	[none]	String
Members	Include Members	Y   N	String
Columns	Number of Columns	1	String
Width	Width of output	600	Numeric

## 6.4.11 Club Members / Member Directory

\\sMyRotaryClub\Club\ClubMembers.cfm  
\\sMyRotaryClub\Club\ClubMembersxsl\Default.xsl

<http://www.ismyrotaryclub.org/club/clubMembers.cfm?D=6360&ClubID=2920&LogoL=http://www.dacdb.com/stdimages/ri.gif&LogoR=http://www.dacdb.com/stdimages/theme.gif>

# DaCdb Public Access – Developer's Guide

DEVELOPER DOCUMENTATION

URL Params:

Note: *AccountID* or *D* AND *ClubID* or *ID* must always be defined in the URL

Note: URL param *CID* was changed to *ID* to be consistent with other IsMyRotaryClub pages - this could cause problems for any clubs using the *CID* param

URL Param	Definition	Default	Type
D	AccountID	0	Numeric
AccountID	AccountID	[none]	Numeric
ID	ClubID	0	Numeric
ClubID	ClubID	[none]	Numeric
xsl	xsl file [local], full URL to xsl file	Default.xsl	String
LogoL	Upper left logo (full URL to image file)	[none]	String
LogoR	Upper right logo (full URL to image file)	[none]	String
BGC	Background Color (HEX, no #)	FFFFFF	String
BGI	Background Image (full URL to image file)	[none]	String
width	Width of display output	800	Numeric
MemberTypeID	MemberTypes	0,1,2,5	String

## 6.4.12 Club Committees

\\sMyRotaryClub\Club\ClubCommittees.cfm

\\sMyRotaryClub\Club\ClubCommitteesxsl\Default.xsl

<http://www.ismyrotaryclub.org/club/clubcommittees.cfm?D=7710&ClubID=6128&width=590&LogoL=http://www.dacdb.com/stdimages/ri.gif&LogoR=http://www.dacdb.com/stdimages/theme.gif>

URL Params:

Note: *AccountID* or *D* AND *ClubID* or *ID* must always be defined in the URL

URL Param	Definition	Default	Type
D	AccountID	0	Numeric
AccountID	AccountID	[none]	Numeric
ID	ClubID	0	Numeric
ClubID	ClubID	[none]	Numeric
xsl	xsl file [local], full URL to xsl file	Default.xsl	String
LogoL	Upper left logo (full URL to image file)	[none]	String
LogoR	Upper right logo (full URL to image file)	[none]	String
BGC	Background Color (HEX, no #)	FFFFFF	String
BGI	Background Image (full URL to image file)	[none]	String
width	Width of display output	800	Numeric

## 6.4.13 Club Information

\\sMyRotaryClub\Club\ClubInformation.cfm

\\sMyRotaryClub\Club\ClubInformationxsl\Default.xsl

# DaCdb Public Access – Developer's Guide

<http://www.ismyrotaryclub.org/club/clubinformation.cfm?D=7750&ClubID=6198&LogoL=http://www.dacdb.com/stdimages/ri.gif&LogoR=http://www.dacdb.com/stdimages/theme.gif>

URL Params:

Note: *AccountID* or *D* AND *ClubID* or *ID* must always be defined in the URL

URL Param	Definition	Default	Type
D	AccountID	0	Numeric
AccountID	AccountID	[none]	Numeric
ID	ClubID	0	Numeric
ClubID	ClubID	[none]	Numeric
ClubTypeID	ClubTypeID	0	Numeric
xsl	xsl file [local], full URL to xsl file	Default.xsl	String
LogoL	Upper left logo (full URL to image file)	[none]	String
LogoR	Upper right logo (full URL to image file)	[none]	String
BGC	Background Color (HEX, no #)	FFFFFF	String
width	Width of display output	575	Numeric

## 6.4.14 Clubs

\\sMyRotaryClub\Club\Clubs.cfm

\\sMyRotaryClub\Club\Clubsxsl\Default.xsl

<http://www.ismyrotaryclub.org/club/clubs.cfm?>

URL Params:

Note: *AccountID* or *D* must always be defined in the URL

URL Param	Definition	Default	Type
D	AccountID	0	Numeric
AccountID	AccountID	[none]	Numeric

## 6.4.15 Club Anniversary

\\sMyRotaryClub\Club\ClubAnniversary.cfm

\\sMyRotaryClub\Club\ClubAnniversaryxsl\Default.xsl

<http://www.ismyrotaryclub.org/club/ClubAnniversary.cfm?>

# DaCdb Public Access – Developer's Guide

URL Params:

Note: AccountID or D AND ClubID or ID must always be defined in the URL

URL Param	Definition	Default	Type
D	AccountID	0	Numeric
AccountID	AccountID	[none]	Numeric
ID	ClubID	0	Numeric
ClubID	ClubID	[none]	Numeric

## 6.4.16 Calendar

Note: This is NOT xsl-based.

\\sMyRotaryClub\Calendar\Calendar.cfm

<http://www.ismyrotaryclub.org/Calendar/Calendar.cfm?C=L&D=6150&ClubID=0&Cat=1,2,5,6&width=590&param=N&LogoL=http://www.dacdb.com/stdimages/ri.gif&LogoR=http://www.dacdb.com/stdimages/theme.gif>

URL Params:

Note: AccountID or D must always be defined in the URL

URL Param	Definition	Default	Type
D	AccountID	0	Numeric
AccountID	AccountID	[none]	Numeric
ID	ClubID	0	Numeric
ClubID	ClubID	[none]	Numeric
C	Block (B) or List (L) display	L	String
CAT	EventCategoryIDs	Set via query	String
ER	Show RegisterNOW Events	N	String
LogoL	Upper left logo (full URL to image file)	[none]	String
LogoR	Upper right logo (full URL to image file)	[none]	String
BGC	Background Color (HEX, no #)	FFFFFF	String
BGI	Background Image (full URL to image file)	[none]	String
width	Width of display output	800	Numeric
param	Displays the <i>Event Calendar Parameters</i> section at the top of the page	Y	String

# DaCdb Public Access – Developer's Guide

## 6.4.17 View Club

Note: This is only partially xsl-based. There is a cfm wrapper that holds five separate xsl templates - one for each section.

```
\IsMyRotaryClub\Club\Club.cfm
\IsMyRotaryClub\Club\Clubxsl\Default_Committees.xsl
\IsMyRotaryClub\Club\Clubxsl\Default_Header.xsl
\IsMyRotaryClub\Club\Clubxsl\Default_Info.xsl
\IsMyRotaryClub\Club\Clubxsl\Default_Leader.xsl
\IsMyRotaryClub\Club\Clubxsl\Default_Members.xsl
```

Notes: As the xsl templates are included (in the cfm wrapper) they should NOT contain <html>, <body> etc tags - they should only include tags for display of the data. This is different than most other xsl-based pages in this document. See the default files listed above for xsl examples.

Fieldsets ("Section 1", "Section 2", etc.) are hardcoded in cfm.

<http://www.ismyrotaryclub.org/Club/Club.cfm?ClubID=6128&D=7710&LogoL=http://www.dacdb.com/stdimages/ri.gif&LogoR=http://www.dacdb.com/stdimages/theme.gif>

URL Params:

Note: *AccountID* or *D* AND *ClubID* or *ID* must always be defined in the URL

URL Param	Definition	Default	Type
D	AccountID	0	Numeric
AccountID	AccountID	[none]	Numeric
ID	ClubID	0	Numeric
ClubID	ClubID	[none]	Numeric
headerxsl	xsl file [local], full URL to xsl file	Default_Header.xsl	String
leaderxsl	xsl file [local], full URL to xsl file	Default_Leader.xsl	String
infoxsl	xsl file [local], full URL to xsl file	Default_Info.xsl	String
committeexsl	xsl file [local], full URL to xsl file	Default_Committees.xsl	String
memberxsl	xsl file [local], full URL to xsl file	Default_Members.xsl	String
LogoL	Upper left logo (full URL to image file)	[none]	String
LogoR	Upper right logo (full URL to image file)	[none]	String
BGC	Background Color (HEX, no #)	FFFFFF	String
BGI	Background Image (full URL to image file)	[none]	String

## 7. Newsletter / Bulletins

District (Account) Newsletters and/or Club Bulletins can be displayed.

# DaCdb Public Access – Developer's Guide

## 7.1.1 Parameters Newsletter / Bulletins

Bulletin Entry Conditions:

- ClubID - ClubID / Club Number
- Wks - Show n weeks back (default 4)
- Recurse - Y | N recurse subdirectories (default=N)
- SortBy - Default DATELASTMODIFIED DESC
- Callback - JS function to call back

Newsletter Entry Conditions:

- AccountID - AccountID
- Wks - Show n weeks back (default 4)
- Recurse - Y | N recurse subdirectories (default=N)
- SortBy - DATELASTMODIFIED DESC
- Callback - JS function to call back

Typically the bulletins or newsletters are stored in a flat directory hierarchy. However, if you want to include the subdirectories, set Recurse=Y. It is up to you how you may represent the sub-directory structure.

## 8. Files - (Club Bulletins, District Newsletters, Committee Files) -

\\sMyRotaryClub\File\File.cfm  
\\sMyRotaryClub\File\Filexsl\Default.xsl

<http://www.ismyrotaryclub.org/file/file.cfm?AccountID=7710&type=newsletter&LogoL=http://www.dacdb.com/stdimages/ri.gif&LogoR=http://www.dacdb.com/stdimages/theme.gif>

URL Params:

Note: *AccountID* or *D* must always be defined in the URL

URL Param	Definition	Default	Type
D	AccountID	0	Numeric
AccountID	AccountID	[none]	Numeric
ID	ClubID	0	Numeric
ClubID	ClubID	[none]	Numeric
CommitteeID	CommitteeID	0	Numeric
Type	Bulletins,Newsletter,Committee,Downloads	Bulletins	String
xsl	xsl file [local], full URL to xsl file	Default.xsl	String
FPath	File Path (sub-dir to use for Downloads type)	[none]	String
LogoL	Upper left logo (full URL to image file)	[none]	String
LogoR	Upper right logo (full URL to image file)	[none]	String
BGC	Background Color (HEX, no #)	FFFFFF	String
width	Width of display output	695	Numeric



--	--	--	--

## 9. District Club Meeting Times

District (Account) Club Meeting Times can be displayed. A list of all Clubs with their meeting times will be displayed.

### 9.1.1 Parameters Club Meeting Times

- AccountID - AccountID
- Xsl - XSL file (optional)
- Callback - JS function to call back

## 10. Club Leaders

A list of Club Leaders can be displayed for a specific club.

### 10.1.1 Parameters Club Leaders

- ClubID - ClubID
- Xsl - XSL file (optional)
- Callback - JS function to call back

## 11. Club Meetings

### 11.1.1 Parameters Club Meetings

URL Param	Description	Possible Values	Default
XSL	Determines Presentation	Default.xsl	Default.xsl
AccountID	Account ID	Integer	0
Callback	JS function to call back	showClubMeetings	showClubMeetings
Width	Size of display	Integer	600

### 11.2.1 Styling Club Meetings

```
<style>
.clubname { font-size: 12px; color: #333333; font-family: Trebuchet MS, Arial,
Helvetica, sans-serif; font-weight: normal; text-align: left; }
.meetingplace { font-size: 12px; color: #333333; font-family: Trebuchet MS,
Arial, Helvetica, sans-serif; font-weight: normal; text-align: left; }
.meetingaddress { font-size: 12px; color: #333333; font-family: Trebuchet MS,
Arial, Helvetica, sans-serif; font-weight: normal; text-align: left; }
a.clubmaplink:link { font-size: 12px; color: #009; font-family: Trebuchet MS, Arial,
Helvetica, sans-serif; font-weight: normal; text-align: left; }
a.clubmaplink:visited { font-size: 12px; color: #009; font-family: Trebuchet MS, Arial,
Helvetica, sans-serif; font-weight: normal; text-align: left; }
a.clubmaplink:active { font-size: 12px; color: #009; font-family: Trebuchet MS, Arial,
Helvetica, sans-serif; font-weight: normal; text-align: left; }
a.clubmaplink:hover { font-size: 12px; color: gold; font-family: Trebuchet MS, Arial,
Helvetica, sans-serif; font-weight: normal; text-align: left; }
a.clubmeetinglink:link { font-size: 12px; color: #009; font-family: Trebuchet MS, Arial,
Helvetica, sans-serif; font-weight: normal; text-align: left; }
a.clubmeetinglink:visited { font-size: 12px; color: #009; font-family: Trebuchet MS, Arial,
Helvetica, sans-serif; font-weight: normal; text-align: left; }
```

# DaCdb Public Access – Developer's Guide

## DEVELOPER DOCUMENTATION

```
a.clubmeetinglink:active { font-size: 12px; color: #009; font-family: Trebuchet MS, Arial, Helvetica, sans-serif; font-weight: normal; text-align: left; }
a.clubmeetinglink:hover { font-size: 12px; color: gold; font-family: Trebuchet MS, Arial, Helvetica, sans-serif; font-weight: normal; text-align: left; }
</style>
```

### 11.3.1 Club Meetings Div & JavaScript Code

```
<script type="text/javascript" >
function showClubMeetings(json) {
document.getElementById('ClubMeetings').innerHTML = json.text;
}
</script>

<div id="ClubMeetings">
  Loading...
</div>
<script
src="http://www.ismyrotaryclub.org/district/ClubMeetings.cfm?AccountID=7600&xsl=Default.xsl
&callback=showClubMeetings&width=600" type="text/javascript">
</script> [//]]>
</script>
```

## 12. Club Anniversaries

### 12.1.1 Parameters Club Anniversaries

URL Param	Description	Possible Values	Default
XSL	Determines Presentation	Default.xsl	Default.xsl
AccountID	Account ID	Integer	0
Callback	JS function to call back	showAnniversaries	showAnniversaries
Width	Size of display	Integer	300

### 12.3.1 Styling Club Anniversary Data

```
<style>
.CTitle { font-size: 14px; color: green; font-family: font-family: "Myriad Pro", Verdana, Arial, sans-serif; font-weight: 500; text-align: left; }
.CText { font-size: 12px; color: blue; font-family: "Myriad Pro", Verdana, Arial, sans-serif; text-align: left; }
</style>
```

### 12.3.1 Club Anniversary Div & JavaScript Code

```
<script type="text/javascript" >
function showAnniversaries(json) {
document.getElementById('Anniversaries').innerHTML = json.text;
}
</script>
<div id="Anniversaries">
  Loading...
</div>

<script
src="http://www.ismyrotaryclub.org/district/ClubAnniversaries.cfm?AccountID=7600&xsl=Default.xsl&callback=showAnniversaries&width=250" type="text/javascript">
////]]&gt;
&lt;/script&gt;</pre></div><div data-bbox="290 936 647 953" data-label="Page-Footer"><p>© Infusion Group, LLC. and Simply the Best, Inc</p></div><div data-bbox="771 936 886 953" data-label="Page-Footer"><p>Page 23 of 41</p></div>
```

# DaCdb Public Access – Developer's Guide

## 13. Club List

### 13.1.1 Parameters Club List

URL Param	Description	Possible Values	Default
XSL	Determines Presentation	Default.xsl	Default.xsl
AccountID	Account ID	Integer	0
Callback	JS function to call back	showGroups	showGroups
Width	Size of display	Integer	600

### 13.2.1 Styling Club List

```
<style>
.CTexta      { font-size: 12px; color: black; font-family: Trebuchet MS, Arial,
Helvetica, sans-serif; font-weight: bold; text-align: left; }
.CTextb      { font-size: 12px; color: darkblue; font-family: Trebuchet MS, Arial,
Helvetica, sans-serif; font-weight: bold; text-align: left; }
</style>
```

### 13.3.1 Club List Div & JavaScript Code

```
<script type="text/javascript" >
function showGroups(json) {
document.getElementById('Groups').innerHTML = json.text;
}
</script>

<div id="Groups">
Loading...
</div>

<script
src="http://www.ismyrotaryclub.org/district/ClubGroup.cfm?AccountID=6560&xsl=Default.xsl&
callback=showGroups&cols=4&width=600" type="text/javascript">
</script>
```

## 14. R2R Business Index

### 14.1.1 Parameters R2R Business Index

URL Param	Description	Possible Values	Default
XSL	Determines Presentation	R2RBI.xsl, R2RBIL.xsl, R2RBIWP.xsl, R2RBIWPL.xsl, R2RBIWPLV.xsl	R2RBI.xsl
AccountID	Account ID	Integer	0
Callback	JS function to call back	showR2RBI	showR2RBI
Width	Size of display	Integer	600
Type	Gold,Silver,White	G,S,W	G,S
Sort	Alphabetically or Random	1 or 0 respectively	0
N	# of Listings Displayed	Integer	3

### 14.2.1 Styling R2R Business Index

```
<style>
.R2RBI { font-size: 12px; color: #333333; font-family: Trebuchet MS, Arial, Helvetica,
sans-serif; font-weight: normal; text-align: left; }
.r2rtext { font-size: 12px; color: #333333; font-family: Trebuchet MS, Arial, Helvetica,
sans-serif; font-weight: normal; text-align: left; }
a.r2rlink:link { font-size: 12px; color: #009; font-family: Trebuchet MS, Arial,
Helvetica, sans-serif; font-weight: normal; text-align: left; }
a.r2rlink:visited { font-size: 12px; color: #009; font-family: Trebuchet MS, Arial,
Helvetica, sans-serif; font-weight: normal; text-align: left; }
a.r2rlink:active { font-size: 12px; color: #009; font-family: Trebuchet MS, Arial,
Helvetica, sans-serif; font-weight: normal; text-align: left; }
a.r2rlink:hover { font-size: 12px; color: gold; font-family: Trebuchet MS, Arial,
Helvetica, sans-serif; font-weight: normal; text-align: left; }
</style>
```

### 14.3.1 R2R Business Index Div & JavaScript Code

```
<script type="text/javascript" >
function showR2RBI(json) {
    document.getElementById('BusniessList').innerHTML = json.text;
}
</script>

<div id="BusniessList">
    Loading...
</div>

<script
src="http://www.ismyrotaryclub.org/R2R/BusinessIndex.cfm?AccountID=7710&xsl=R2RBI.xsl&callb
ack=showR2RBI&width=300&type=G,S&N=10&sort=0" type="text/javascript">
</script>
```

# DaCdb Public Access – Developer's Guide

## 15.Events

### 15.1 Registered

Registered.cfm - XSL version to view registered members in an Event

- Default xsl file is Registered.xsl

- A different xsl file can be used by sending in the "xsl" variable via the URL

### REGISTRATION LIST

**Zone 33 - The Rotary Foundation Leadership Training Seminar**  
**Friday Jun-05-2009 to Saturday Jun-06-2009**  
Registrations as of: Friday Jan-22-2010

Note: Click on the column header to sort.

<u>Member Name</u>	<u>Club Name</u>
tt, John C	Asheville-South
Allen, John A.	Burke
Allen, Carol A	Cary MacGregor
Allen, Charles L Sr	Randolph (Asheboro)
Duggitt, Magda G.	Fayetteville
Barbo, Nancy Bander	Maysville
Berkett, John D Jr	DIRECTOR

Column name is sortable – so one could group the registered members by club.

### 15.2 Event Categories

- 1 District Event
- 2 District Reminders
- 3 Club Event
- 4 Club Meeting
- 5 Club FundRaiser
- 6 District GOV Official Visit
- 7 Multi-District Event

```
<cfif IsDefined("URL.ClubID")>
  <cfparam name="Cat" default="3,4,5" type="String">
<cfelseif IsDefined("URL.AccountID")>
  <cfparam name="Cat" default="1,2,6,7" type="String">
<cfelse>
  <cfparam name="Cat" default="1" type="String">
</cfif>
```

# DaCdb Public Access – Developer's Guide

DEVELOPER DOCUMENTATION

## 16. External Reference

### 16.1 Club

Functional Area	HTML	XML/XSL	JS/JSON	Description
Club Leaders				
Club Members				
Club Meetings				
Club Events				
Club Bulletins				
Club Committees				

### 16.2 District

Functional Area	HTML	XML/XSL	JS/JSON	Description
District LeadershipTeam (DLT)				
Committee Chairs (CCL)				
College of Governors (COG)				
District Events				
District Newsletters				
District Committees				

# DaCdb Public Access – Developer's Guide

DEVELOPER DOCUMENTATION

## 17. Club Members

### 17.1 Syntax

Syntax:

<http://www.IsMyRotaryClub.org/ClubMembers/ClubMembership.cfm?D=nnnn&ClubID=xxxx&XSL=xslTemplate>

Where:

D = District Number

ClubID = ClubID (optional depreciated ID= is supported)

XSL = stylesheet template

Optional parameters:

BGC = Background color (default = #FFFFFF)

BGI = Background Image (default = )

LOGOL = Logo Left (default = <http://www.DaCdb.com/stdimages/ri.gif>)

LOGOR= Logo Right (default = <http://www.DaCdb.com/stdimages/theme.gif>)

### 17.2 Templates

Style Template	Display																					
Default	<div style="display: flex; justify-content: space-between; align-items: center;"><div style="text-align: center;"><p>Warrenton Club Membership</p></div></div> <table border="1"><thead><tr><th>Member Name</th><th>Classification / Position</th><th>Business Name</th></tr></thead><tbody><tr><td><a href="#">Bell, Ron</a></td><td>Member</td><td></td></tr><tr><td><a href="#">Crenshaw, Sally, D</a></td><td>Member</td><td></td></tr><tr><td><a href="#">Forsyth, Susan, W</a></td><td>Tax examiners, collectors and revenue agents</td><td>Warren County Govt., NC</td></tr><tr><td><a href="#">Rund, Steve</a></td><td>Vice President</td><td>Eastern Motor Lines</td></tr><tr><td><a href="#">Crenshaw, Jimmy, DDS</a></td><td>Dentist</td><td>Crenshaw &amp; Haight</td></tr><tr><td><a href="#">David, Robert</a></td><td>Other</td><td>ITParade.com</td></tr></tbody></table>	Member Name	Classification / Position	Business Name	<a href="#">Bell, Ron</a>	Member		<a href="#">Crenshaw, Sally, D</a>	Member		<a href="#">Forsyth, Susan, W</a>	Tax examiners, collectors and revenue agents	Warren County Govt., NC	<a href="#">Rund, Steve</a>	Vice President	Eastern Motor Lines	<a href="#">Crenshaw, Jimmy, DDS</a>	Dentist	Crenshaw & Haight	<a href="#">David, Robert</a>	Other	ITParade.com
Member Name	Classification / Position	Business Name																				
<a href="#">Bell, Ron</a>	Member																					
<a href="#">Crenshaw, Sally, D</a>	Member																					
<a href="#">Forsyth, Susan, W</a>	Tax examiners, collectors and revenue agents	Warren County Govt., NC																				
<a href="#">Rund, Steve</a>	Vice President	Eastern Motor Lines																				
<a href="#">Crenshaw, Jimmy, DDS</a>	Dentist	Crenshaw & Haight																				
<a href="#">David, Robert</a>	Other	ITParade.com																				

# DaCdb Public Access – Developer's Guide

DEVELOPER DOCUMENTATION

## View Club Membership Warrenton

Member Name	Classification / Position	Business Name
<a href="#">Bell, Bruce</a>	Member	
<a href="#">Benton, Selby G.</a>	Member	
<a href="#">Brown, Susan W.</a>	Tax examiners, collectors and revenue agents	Warren County Govt., NC
<a href="#">Bugg, Sears</a>	Vice President	Eastern Motor Lines
<a href="#">Crenshaw, Jimmy DDS</a>	Dentist	Crenshaw & Haight
<a href="#">Davie, Robert</a>	Other	ITParade.com
<a href="#">Haight, Will</a>	Dentist	Crehshaw & Haight
<a href="#">Harris, John T.</a>	Member	
<a href="#">Hunter, Richard E. Jr.</a>	State/County Government	Warren County, NC
<a href="#">McAuslan, Barnaby W.</a>	Past President	
<a href="#">Meek, Butch</a>	Insurance Agent	O. L. Meek Insurance Agency
<a href="#">Raiford, William Patrick Jr.</a>	Member	
<a href="#">Scott, Spencer</a>	Member	
<a href="#">St.Louis, Roger</a>	Medical Services	Halifax Regional Medical Center
<a href="#">Thacker, Michael W</a>	Computer Systems/Internet Marketing	Simply the Best, Inc.
<a href="#">Weddington, George</a>	Navy - retired	



## Warrenton Club Membership

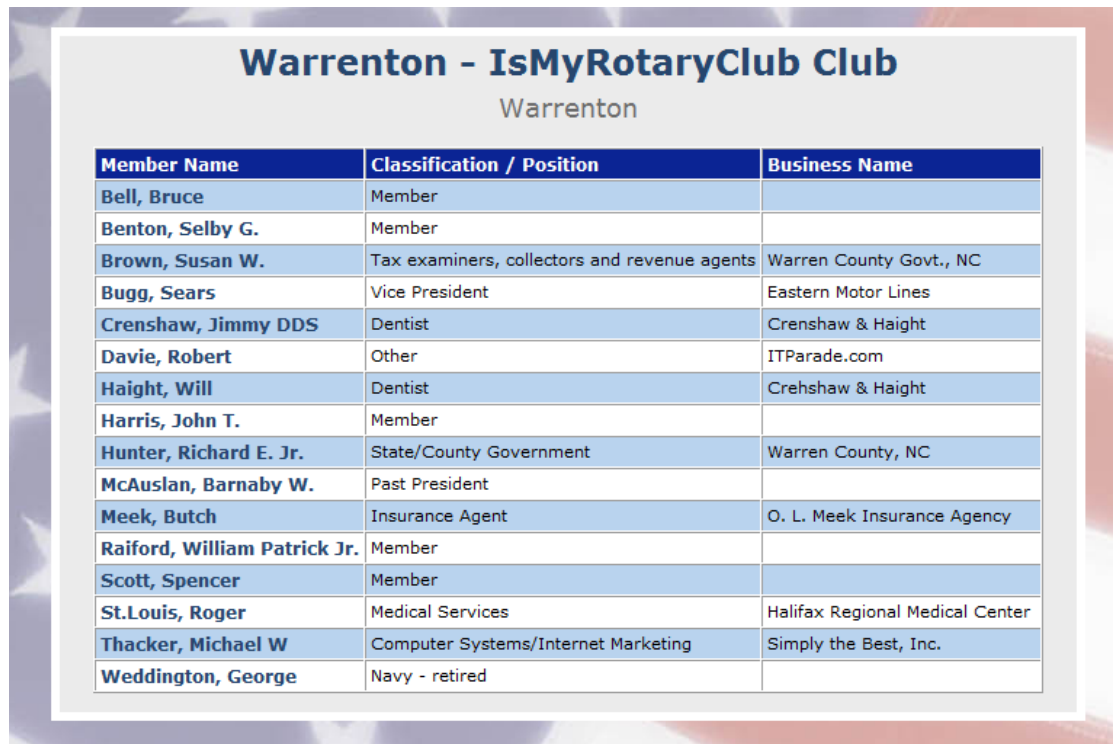


Member Name	Classification / Position	Business Name
<a href="#">Bell, Bruce</a>	Member	
<a href="#">Benton, Selby G.</a>	Member	
<a href="#">Brown, Susan W.</a>	Tax examiners, collectors and revenue agents	Warren County Govt., NC
<a href="#">Bugg, Sears</a>	Vice President	Eastern Motor Lines
<a href="#">Crenshaw, Jimmy DDS</a>	Dentist	Crenshaw & Haight
<a href="#">Davie, Robert</a>	Other	ITParade.com
<a href="#">Haight, Will</a>	Dentist	Crehshaw & Haight
<a href="#">Harris, John T.</a>	Member	
<a href="#">Hunter, Richard E. Jr.</a>	State/County Government	Warren County, NC
<a href="#">McAuslan, Barnaby W.</a>	Past President	
<a href="#">Meek, Butch</a>	Insurance Agent	O. L. Meek Insurance Agency
<a href="#">Raiford, William Patrick Jr.</a>	Member	
<a href="#">Scott, Spencer</a>	Member	
<a href="#">St.Louis, Roger</a>	Medical Services	Halifax Regional Medical Center
<a href="#">Thacker, Michael W</a>	Computer Systems/Internet Marketing	Simply the Best, Inc.
<a href="#">Weddington, George</a>	Navy - retired	



# DaCdb Public Access – Developer's Guide

DEVELOPER DOCUMENTATION



The screenshot shows a web page with the title "Warrenton - IsMyRotaryClub Club" and the subtitle "Warrenton". Below the title is a table with three columns: "Member Name", "Classification / Position", and "Business Name". The table lists 16 members with their respective classifications and business names.

Member Name	Classification / Position	Business Name
Bell, Bruce	Member	
Benton, Selby G.	Member	
Brown, Susan W.	Tax examiners, collectors and revenue agents	Warren County Govt., NC
Bugg, Sears	Vice President	Eastern Motor Lines
Crenshaw, Jimmy DDS	Dentist	Crenshaw & Haight
Davie, Robert	Other	ITParade.com
Haight, Will	Dentist	Crehshaw & Haight
Harris, John T.	Member	
Hunter, Richard E. Jr.	State/County Government	Warren County, NC
McAuslan, Barnaby W.	Past President	
Meek, Butch	Insurance Agent	O. L. Meek Insurance Agency
Raiford, William Patrick Jr.	Member	
Scott, Spencer	Member	
St.Louis, Roger	Medical Services	Halifax Regional Medical Center
Thacker, Michael W	Computer Systems/Internet Marketing	Simply the Best, Inc.
Weddington, George	Navy - retired	

## 18. Acronyms

**JSON** - short for **JavaScript Object Notation**, is a lightweight [computer](#) data interchange format. It is a text-based, [human-readable](#) format for representing simple [data structures](#) and [associative arrays](#) (called objects).

**XML** - (**Extensible Markup Language**) is a set of rules for encoding documents electronically. It is defined in the [XML 1.0 Specification](#) produced by the [W3C](#) and several other related specifications; all are fee-free [open standards](#)

**XSL** - (e**X**tensible **S**tylesheet **L**anguage) A style sheet standard from the W3C that is used to convert an [XML document](#) into many formats for publishing and printing. XSL is similar to the Cascading Style Sheets (CSS) in HTML and is compatible with CSS2. An XML document is converted by an "XSLT [Processor](#)," also called an "XSLT Transformation Engine,"

**JS** - Computer [programming language](#) developed by Netscape in 1995 for use in [HTML](#) pages. JavaScript is a scripting language (or interpreted language), which is not as fast as compiled languages (such as [Java](#) or [C++](#)) but easier to learn and use. It is only loosely related to Java, and is not a true object-oriented language (see [object-oriented programming](#)).

# DaCdb Public Access – Developer's Guide

## 19. District Map (Static)

### 19.1.1 Parameters District Map (Static)

URL Param	Description	Possible Values	Default
XSL	Determines Presentation	Static.xsl	Static.xsl
AccountID	Account ID	Integer	0
Callback	JS function to call back	showMap	showMap
Width	Width of map	Integer	600
Height	Height of Map	Integer	400
zlevel	Map Zoom	Integer	auto

### 19.2.1 District Map (Static) Div & JavaScript Code

```
<script type="text/javascript" >
<!--
function showMap(json) {
document.getElementById('Map').innerHTML = json.text;
}
-->
</script>
<div id="Map">
Loading...
</div>
<script
src="http://www.ismyrotaryclub.org/map/index2.cfm?AccountID=7710&xsl=Static.xsl&callback=showMap&zlevel=0" type="text/javascript">
</script>
```

## 20. District Map (Interactive)

### 20.1.1 Parameters District Map (Interactive)

URL Param	Description	Possible Values	Default
XSL	Determines Presentation	Interactive.xsl	Interactive.xsl
AccountID	Account ID	Integer	0
Callback	JS function to call back	showMap	showMap
Width	Width of map	Integer	600
Height	Height of Map	Integer	400
zlevel	Map Zoom	Integer	auto

## 20.2.1 District Map (Interactive) Div & JavaScript Code

```
<!DOCTYPE html>
<html>
<head>
  <meta name="viewport" content="initial-scale=1.0, user-scalable=no" />
  <style type="text/css">
    html { height: 100% }
    body { height: 100%; margin: 0; padding: 0 }
    #map_canvas { }
    .popuptitle { font-size:16px; color:#333333 }
    .popuptext { font-size:12px; color:#333333 }
    a.clublink:link { font-size: 12px; color: #00C; font-family: Trebuchet MS, Arial,
Helvetica, sans-serif; font-weight: normal; text-align: left; }
    a.clublink:visited { font-size: 12px; color: #00C; font-family: Trebuchet MS,
Arial, Helvetica, sans-serif; font-weight: normal; text-align: left; }
    a.clublink:active { font-size: 12px; color: #00C; font-family: Trebuchet MS,
Arial, Helvetica, sans-serif; font-weight: normal; text-align: left; }
    a.clublink:hover { font-size: 12px; color: gold; font-family: Trebuchet MS, Arial,
Helvetica, sans-serif; font-weight: normal; text-align: left; }
  </style>
  <script src="http://code.jquery.com/jquery-latest.js"></script>
  <script type="text/javascript"
src="http://maps.googleapis.com/maps/api/js?sensor=false"></script>
  <script type="text/javascript" >
    var temp = "";
    function showMap(json) {temp = json.text }
    function showPopUpData(json) { document.getElementById('MapData').innerHTML =
json.text; }
    $(document).ready(function() {
      eval(temp);
      $("#Map").hide();
      $("#MapData").hide();
    });
  </script>
</head>
<body>
  <div id="Map"></div>
  <div id="map_canvas" style="width:670px; height:375px; border:1px solid #333333"></div>
  <div id="MapData"></div>
  <script
src="http://www.ismyrotaryclub.org/map/PopUpData.cfm?AccountID=5030&xsl=Data.xsl&callback=s
howPopUpData&zlevel=0" type="text/javascript"></script>
  <script
src="http://www.ismyrotaryclub.org/map/index3.cfm?AccountID=5030&xsl=Interactive.xsl&callba
ck=showMap&zlevel=0" type="text/javascript"></script>
</body>
</html>
```

# DaCdb Public Access – Developer's Guide

## 21. Stories

### 21.1.1 Stories Parameters

URL Param	Description	Possible Values	Default
XSL	Determines Presentation	Modern.xsl, Picleft.xsl, PicRight.xsl	Modern.xsl
AccountID	Account ID	Integer	0
ClubID	ClubID	Integer	0
Callback	JS function to call back	ShowStory	ShowStory
Width	Width	Integer	600

### 21.2.1 Stories Div & JavaScript Code

```
<!DOCTYPE html PUBLIC "-//W3C//DTD XHTML 1.0 Transitional//EN"
"http://www.w3.org/TR/xhtml1/DTD/xhtml1-transitional.dtd">
<html xmlns="http://www.w3.org/1999/xhtml">
<head>
<meta http-equiv="Content-Type" content="text/html; charset=utf-8" />
<title>Untitled Document</title>
</head>
<style>
.Title { text-decoration: none; color: #006; font-size: 24px; font-family: Trebuchet MS,
Arial, Helvetica, sans-serif; font-weight: bold; text-align: left; }
.StoryDate {text-decoration: none; color: #333333; font-size: 14px; font-family:
Trebuchet MS, Arial, Helvetica, sans-serif; font-weight: normal; text-align: left; }
.ByLine {text-decoration: none; color: #333333; font-size: 14px; font-family: Trebuchet MS,
Arial, Helvetica, sans-serif; font-weight: normal; text-align: left; }
.more {text-decoration: none; color: #333333; font-size: 14px; font-family: Trebuchet MS,
Arial, Helvetica, sans-serif; font-weight: normal; text-align: left; }
.stext {text-decoration: none; color: #333333; font-size: 14px; font-family: Trebuchet MS,
Arial, Helvetica, sans-serif; font-weight: normal; text-align: left; }
</style>
<body>
<script type="text/javascript" >
<!--
function showStory(json) {
    document.getElementById('Story').innerHTML = json.text;
}
-->
</script>
<div id="Story">
    Loading...
</div>
<script
src="view.cfm?AccountID=7710&xsl=Modern.xsl&callback=showStory&bgc=whitesmoke&width=600"
type="text/javascript">
////]]&gt;
&lt;/script&gt;
&lt;/body&gt;
&lt;/html&gt;</pre></div><div data-bbox="290 937 647 953" data-label="Page-Footer"><p>© Infusion Group, LLC. and Simply the Best, Inc</p></div><div data-bbox="771 937 888 953" data-label="Page-Footer"><p>Page 33 of 41</p></div>
```

## 22. Birthdays

### 22.1.1 Birthdays Parameters

URL Param	Description	Possible Values	Default
XSL	Determines Presentation	Default.xsl	Default.xsl
AccountID	Account ID	Integer	0
ClubID	ClubID	Integer	0
Callback	JS function to call back	showClubBirthdays	showClubBirthdays
Months	Months	Integer	1

### 22.2.1 Birthdays Div & JavaScript Code

```
<!DOCTYPE html PUBLIC "-//W3C//DTD XHTML 1.0 Transitional//EN"
"http://www.w3.org/TR/xhtml1/DTD/xhtml1-transitional.dtd">
<html xmlns="http://www.w3.org/1999/xhtml">
<head>
<meta http-equiv="Content-Type" content="text/html; charset=utf-8" />

<title>Demo</title>
<style>
  .title      { font-size: 14px; color: #333333; font-family: Trebuchet MS, Arial,
Helvetica, sans-serif; font-weight: normal; text-align: left; font-weight:bold;}
  .membername { font-size: 16px; color: #333333; font-family: Trebuchet MS, Arial,
Helvetica, sans-serif; font-weight: normal; text-align: left; font-weight:bold;}
  .text       { font-size: 14px; color: #333333; font-family: Trebuchet MS, Arial,
Helvetica, sans-serif; font-weight: normal; text-align: left; }
</style>
</head>
<body>

<script type="text/javascript" >
<!--
function showClubBirthdays(json) {
    document.getElementById('Birthdays').innerHTML = json.text;
}
-->
</script>
<div id="Birthdays">
    Loading...
</div>
<script>
src="../../ismyrotaryclub/club/ClubBirthdays.cfm?AccountID=7710&ClubID=6128&xsl=Default.xsl
&callback=showClubBirthdays&Months=1" type="text/javascript">
</script>
</body>
</html>
```

## 23. Mini Calendar

### 23.1.1 Mini Calendar Parameters

URL Param	Definition	Default	Type
D	AccountID	0	Numeric
AccountID	AccountID	[none]	Numeric
ID	ClubID	0	Numeric
ClubID	ClubID	[none]	Numeric
CAT	EventCategoryIDs	Set via query	String

### 23.1.2 Mini Calendar Div & Javascript Code (Inline)

```

<html>
<head>
<meta http-equiv="Content-Type" content="text/html; charset=ISO-8859-1" >
<title>Mini Cal Demo</title>
<style type="text/css">
.calendar {width:175px;}
.datesquare{ font-family: Verdana; font-size: 10px; width:20px; height:25px; width:25px; }
.CalHeader{ height:25px; }
.HeaderDayBG {background-color:red;}
.HeaderDayText{ color:white; }
.HeaderDate{ color:#333333; }
.tdate{ background-color:#FFFFFF; border:1px solid red; }
.lmonth{ background-color:#FFFCC; }
.tmonth{ background-color:#FFFFFF; }
.cellborder{background-color:red; }
a.eventlink:link { color:red; }
a.eventlink:visited { color:red; }
a.eventlink:active { color:red; }
a.eventlink:hover { color:crimson; }
a.DB:link { color:red; }
a.DB:visited { color:red; }
a.DB:active { color:red; }
a.DB:hover { color:crimson; }
a.DF:link {color:red; }
a.DF:visited { color:red; }
a.DF:active { color:red; }
a.DF:hover { color:crimson; }
</style>

<script type="text/javascript"
src="http://www.IsMyRotaryClub.org/JQuery/js/jquery.min.js"></script>
<script type="text/javascript">
var MoAdj = 0;
$(document).ready(function(){
$('#DB').live('click', function(){
MoAdj = MoAdj-1;
$.getScript("http://www.IsMyRotaryClub.org/Calendar/MiniCal2.cfm?AccountID=9810&ClubID=2534
6&TZoffset=18&callback=showCalendar&MoAdj="+MoAdj, function(data) {
});
});
$('#DF').live('click', function(){
MoAdj = MoAdj+1;
$.getScript("http://www.IsMyRotaryClub.org/Calendar/MiniCal2.cfm?AccountID=9810&ClubID=2534
6&TZoffset=18&callback=showCalendar&MoAdj="+MoAdj, function(data) {
});
});
});
</script>

```

# DaCdb Public Access – Developer's Guide

## DEVELOPER DOCUMENTATION

```
<script type="text/javascript" >
function goView(id) {
var w = 615;
var h = 600;
LeftPosition = (screen.width) ? (screen.width-w)/2 : 0;
TopPosition = (screen.height) ? (screen.height-h)/2 : 0;
var attr =
'height='+h+',width='+w+',top='+TopPosition+',left='+LeftPosition+',scrollbars=Yes,status=N
o,resizable,toolbar=No,menubar=No';
theLocation = "http://www.ismyrotaryclub.org/event/view.cfm?eventID=" + id;
winpops = window.open(theLocation, "EventView", attr);
winpops.focus();
}
function showCalendar(json) {
    document.getElementById('Calendar').innerHTML = json.text;
}
</script>
</head>
<body>
<div id="Calendar" style="padding-left: 15px">
Loading...
</div>
<script
src="http://www.IsMyRotaryClub.org/Calendar/MiniCal2.cfm?AccountID=9810&ClubID=25346&callba
ck=showCalendar&TZoffset=18" type="text/javascript">
////]]&gt;
&lt;/script&gt;
&lt;/body&gt;
&lt;/html&gt;</pre></div><div data-bbox="289 936 648 954" data-label="Page-Footer"><p>© Infusion Group, LLC. and Simply the Best, Inc</p></div><div data-bbox="770 936 886 954" data-label="Page-Footer"><p>Page 36 of 41</p></div>
```

## 23.1.3 Mini Calendar Div & Javascript Code (New Window Up)

```
<html>
<head>
<meta http-equiv="Content-Type" content="text/html; charset=ISO-8859-1" >
<title>Mini Cal Demo</title>
<link href="css/template_style.css" rel="stylesheet" type="text/css" />
<style type="text/css">
    .calendar {width:175px;}
    .datesquare{font-family: Verdana; font-size: 10px; width:20px; height:25px; width:25px;}
    .CalHeader{ height:25px; }
    .HeaderDayBG {background-color:red;}
    .HeaderDayText{ color:white; }
    .HeaderDate{ color:#333333; }
    .tdate{ background-color:#FFFFFF; border:1px solid red; }
    .lmonth{ background-color:#FFFCC; }
    .tmonth{ background-color:#FFFFFF; }
    .cellborder{background-color:red; }
    a.eventlink:link { color:red; }
    a.eventlink:visited { color:red; }
    a.eventlink:active { color:red; }
    a.eventlink:hover { color:crimson; }
    a.DB:link { color:red; }
    a.DB:visited { color:red; }
    a.DB:active { color:red; }
    a.DB:hover { color:crimson; }
    a.DF:link {color:red; }
    a.DF:visited { color:red; }
    a.DF:active { color:red; }
    a.DF:hover { color:crimson; }
</style>
<script type="text/javascript" src="http://www.IsMyRotaryClub.org/JQuery/js/jquery.min.js">
</script>
<script type="text/javascript">
    var MoAdj = 0;
    $(document).ready(function(){
        $('#DB').live('click', function(){
            MoAdj = MoAdj-1;
            $.getScript("http://www.IsMyRotaryClub.org/Calendar/MiniCal2.cfm?AccountID=9810&ClubID=25346&TZoffset=18&callback=showCalendar&MoAdj="+MoAdj, function(data) {
                });
        });
        $('#DF').live('click', function(){
            MoAdj = MoAdj+1;
            $.getScript("http://www.IsMyRotaryClub.org/Calendar/MiniCal2.cfm?AccountID=9810&ClubID=25346&TZoffset=18&callback=showCalendar&MoAdj="+MoAdj, function(data) {
                });
        });
    });
</script>
```



# DaCdb Public Access – Developer's Guide

DEVELOPER DOCUMENTATION

```
<script type="text/javascript" >
function goView(id) {
var w = 615;
var h = 600;
LeftPosition = (screen.width) ? (screen.width-w)/2 : 0;
TopPosition = (screen.height) ? (screen.height-h)/2 : 0;
var attr =
'height='+h+',width='+w+',top='+TopPosition+',left='+LeftPosition+',scrollbars=Yes,status=N
o,resizable,toolbar=No,menubar=No';

    theLocation = "http://www.ismyrotaryclub.org/event/view.cfm?eventID=" + id;
    winpops = window.open(theLocation, "EventView", attr);
    winpops.focus();

}

function showCalendar(json) {
document.getElementById('Calendar').innerHTML = json.text;
}
</script>
</head>

<body>
<div id="Calendar" style="padding-left: 15px">
Loading...
</div>
<script
src="http://www.IsMyRotaryClub.org/Calendar/MiniCal2.cfm?AccountID=9810&ClubID=25346&callba
ck=showCalendar&TZoffset=18" type="text/javascript">
    <![CDATA[//]]>
</script>
</body>
</html>
```